





HINCKLEY NATIONAL RAIL FREIGHT INTERCHANGE

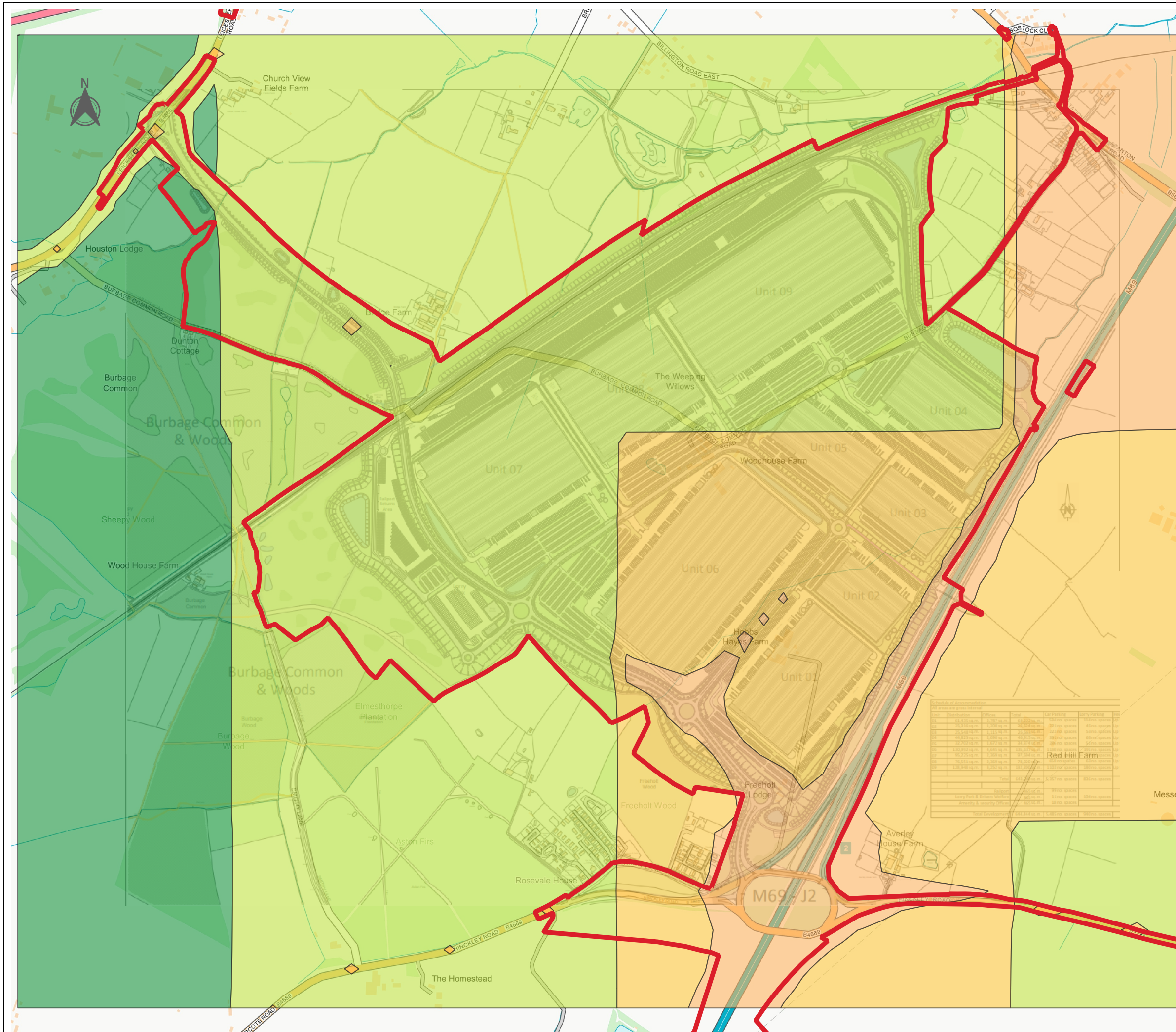
Date: 29-09-2022
 Paper size: A3
 Scale: 1:9,328
 0 0.3 0.6 km

Key:

 Order Limits

Annual Mean PM₁₀ Concentrations (µg.m⁻³)

-  8.0 - 9.0
-  9.0 - 10.0
-  10.0 - 12.0
-  12.0 - 21.0



TRITAX SYMMETRY
 A TRITAX BIG BOX COMPANY

ES Figure 9.29 - Operational Phase Road Traffic Emissions - Main HNRFI Site Annual Mean PM₁₀ Concentrations - Future Year

APFP Regulation:	5(2)(a)
Document Ref:	6.3.9.29
Drawing Number:	Figure 9.29
Drawing Status:	Final
Revision:	V1
Drawn by:	BB
Approved by:	CM and FH

© Crown copyright. Public sector information licensed under Open Government Licence v3.0. © Crown copyright and database right 2022. © OpenStreetMap contributors 2022. Maps Data: Google, @ 2022.